



YOUR SKIN CARE GUIDE



#EmiCareSystem
Professional skin care for beauty salon and home use

ANTI-AGE SKIN CARE

ELABORATED IN FRANCE AT THE REQUEST OF E.M.I



THE FIRST PROFESSIONAL HAND SKIN CARE SYSTEM WITH ACTIVE ACIDS



HYALURONIC ACID SERUM

GLYCOLIC ACID PEELING

HYALURONIC ULTRA MOISTURE CREAM

ACTIVE INGREDIENTS:

- ✓ Innovative, intensive, deep-action formula was created especially for hand skin.
- ✓ High-concentration Hyaluronic Acid quickly and deeply penetrates into the skin, leaving it much more lifted, instantly transforms the skin and slows the loss of elasticity.
- ✓ Centella Asiatica stimulates effectively the synthesis of collagen, intensifies the smoothness and glow of the skin, keeping its natural youth and beauty.
- ✓ Lactic acid carefully whitens and evens out the skin relief.



Recommended frequency of application: daily, in the morning and/or evening.

ACTIVE INGREDIENTS - AN INNOVATIVE COMPLEX OF 6 ACIDS:

1. Glycolic Acid safely renews the top layer of the skin, stimulates blood circulation, increases skin firmness and tonicity, and reduces wrinkles.
2. Hyaluronic acid deeply moisturizes the skin, restores its elasticity, fights skin dryness and flaking, and removes fine wrinkles.
3. Lactic acid carefully whitens the skin and evens out the skin relief.
4. Citric acid cleans and removes the dead skin cells, balances the skin pH.
5. Malic acid regenerates the damaged and weakened skin cells.
6. Tartaric acid stimulates production of collagen, improves skin firmness.



Recommended frequency of application: 2-3 times per month.

ACTIVE INGREDIENTS:

- ✓ Hyaluronic Acid deeply moisturizes and tightens the skin, restores its elasticity and removes wrinkles.
- ✓ Glutathione protects the skin against the harmful action of environmental effects.
- ✓ Centella Asiatica improves the blood microcirculation and metabolic processes of skin, favors the rapid cells renewal.
- ✓ Myrtus Extract effectively rejuvenates and strengthens the skin, restores its firmness, elasticity and tightness.
- ✓ Grape Seed Oil has anti-inflammatory and antioxidant properties.



Recommended frequency of application: daily, in the morning and/or evening.



STEP 1
Glycolic Acid Peeling. Apply it on the hands, rinse off with lukewarm water.



STEP 2
Hyaluronic Acid Serum. Apply the serum, gently rubbing in the hand skin.



STEP 3
Hyaluronic Ultra Moisture Cream. Apply the cream, gently rubbing in the hand skin.



PERFECT RESULT



YOUR PERSONAL COSMETOLOGIST FOR YOUR HANDS

SILK EXFOLIANT

PEELING **3 IN 1**



DELICATE
CLEANSING



DEEP
MOISTURIZING



INSTANT
TRANSFORMATION



DELICATE ACTION
The effect of regular use



- **COCONUT SHELL MICROPARTICLES** cleanse and smooth the skin efficiently, preparing it to receive active components.
- **SILK PROTEINS** leave the skin soft, moisturized and radiant.
- **CARBAMIDE** (urea) improves skin nourishment, allowing for soft, moisturized skin.

18+



Recommended as an additional beauty session for all skin types

Recommended frequency of application: once per 1-2 weeks.

CRYSTAL PEELING-MOUSSE



AIRY TEXTURE



SALT
MICROCRYSTALS



APRICOT SEED
POWDER



DEEP CLEANSING
Spectacular effect after the first application



- **SALT MICROCRYSTALS** gently remove dead, dull and dry skin cells, make your skin ultra smooth, soft and gorgeously glowing.
- **APRICOT SEED POWDER** massages and softens your skin, stimulates blood microcirculation and triggers cells regeneration processes. It evens the skin surface and enhances its complexion.
- **SORBITOL** ensures a natural deep hydration and helps your skin to keep its natural moisture balance.

35+



Recommended as a separate beauty session for fading skin

Recommended frequency of application: once per 1-2 weeks.

GENTLE CLEANSING

For this beauty session you will need:

- Silk Exfoliant, Peeling/Crystal Peeling-Mousse
- Spatula
- Nail bath with water
- Towel



1. Perform a hygienic manicure. If a manicure is not supposed, then push the nail cuticles back using a nail stick.



2. Apply Silk Exfoliant Peeling or Crystal Peeling-Mousse using a spatula.

3. Spread the peeling over the hand skin with gentle massaging movements.



4. Rinse off with lukewarm water.



5. Towel dry the hands. Apply Regenerating Mask or Paraffin Effect Mask for deep moisturizing.



Recommended frequency of application: once per 1-2 weeks.



Duration of beauty session: 10 minutes.



175 g



Recommended frequency of application:
1-2 times per week.



Duration of beauty session: 10-15 minutes.



FAST
REGENERATION
AND REJUVENATION



PROTECTION AGAINST
PREMATURE AGEING



MAINTAINING
THE NATURAL
BALANCE

REGENERATING MASK

ANTI-AGING TREATMENT

Thanks to its unique formula, this mask shields the skin from the harmful effects of the environment, preserving its natural beauty:

- **SILK PROTEINS** protect the skin against the harmful effects of the environment while the silkworm fibres (silk proteins) efficiently retain water in the skin, keeping it firm.
- **D-PANTHENOL** easily penetrates the skin, stimulates cell division and allows the skin to relax and regenerate, while also moisturizing it and leaving it soft and firm.
- **CARBAMIDE** (urea) improves permeability of the outermost layer of epidermis while moisturizing and softening the skin.
- **ALLANTOIN** speeds up the healing process of damaged tissue, including cracked skin. It has a strong calming effect, softening and smoothing the skin.

SKIN REGENERATION

For this beauty session you will need:

- regenerating mask;
- spatula;
- soft brush (for masks);
- cellulose film;
- terry gloves (thermo gloves);
- cloth tissues.



1. Perform a hygienic manicure and clean the skin on hands with the Silk Exfoliant. Peeling.



2. Apply Regenerating Mask using a spatula.



3. Spread it over the skin using a brush.



4. Wrap the hand into a cellulose film or a plastic bag.



5. Wear a terry glove over the cellulose film.



6. In 10-15 minutes take the terry gloves and cellulose film off.



7. Remove the residues using a cloth tissue.

PARAFFIN EFFECT MASK

REVITALIZING TREATMENT



CAREFUL APPROACH
TO THE SKIN REVITALIZATION
REGARDLESS OF SEASON



COMFY
BEAUTY SESSION



NO
CONTRAINDICATIONS*

The mask's ingredients include a low melting point paraffin and essential and base oils:

- **BUTYROSPERMUM PARKII (SHEA BUTTER) EXTRACT** improves circulation and metabolic processes and protects the skin from the impact of the environment.
- **VITAMINS A AND E** restore the natural balance and beauty of the skin.

Paraffin Effect Mask requires no additional heating equipment; it can be used even during the hot season of the year. The mask remains hygienic, while the time spent on the procedure is reduced. The mask is suitable for those who cannot use the hot paraffin* treatment. Paraffin Effect Mask can be easily used at home.

REVITALIZING TREATMENT

This beauty session has to be performed after manicure (pedicure).

For this beauty session you will need:

- Paraffin Effect Mask;
- spatula;
- soft brush (for masks);
- recipient for masks, cream;
- cellulose film;
- terry gloves (thermo gloves);
- towel;
- cloth tissues.



Recommended
frequency of
application: 1-2 times
per week.



Duration of beauty
session: 20 minutes.



1. Take the required amount of Paraffin Effect Mask into the recipient using a spatula.




2. Spread it over the skin using a brush. A single layer will be enough.



3. Wrap the hand into a cellulose film or a plastic bag.



4. Wear a terry glove over the cellulose film.



5. To provide with additional warm, cover hands with a towel.



6. In 10-15 minutes take the cellulose film off.



7. Sponge up the residues using a cloth tissue.



8. Make a massage, if desired.

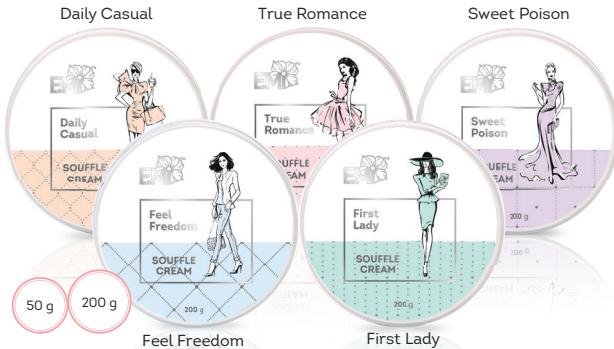
* In contrast with hot paraffinotherapy, the Paraffin Effect Mask has only a minor list of contraindications: autobronzant, skin inflammation, infections, fungi, viruses, bacteria, presence of scratches and abrasion on the skin.

A STYLISH APPROACH TO SKIN CARE!

5 delicate and unique fragrances

EXTRA NOURISHING PERFUMED SOUFFLE CREAM FOR HANDS AND BODY

WINTER CREAM FOR VERY DRY SKIN, SUITABLE FOR ALL SKIN TYPES



- **EXTRA NOURISHING PERFUMED SOUFFLE CREAM WITH FIRM AND AIRY TEXTURE.** Penetrates deeply into the skin of your hands and body, creating a protective mask. Improves the skin elasticity, leaving it smooth and velvety to the touch.
- **2 HANDY VOLUMES.** 50 g for at-home use and 200 g for salon use.
- **ALOE BARBADENSIS LEAF EXTRACT** deeply moisturizes and nourishes, improves metabolic processes.
- **SHEA BUTTER** improves circulation, protects against environmental effect.
- **FRUIT BUTTER** smoothes the skin, improving its elasticity and firmness.

ULTRA MOISTURIZING PERFUMED CREAM FOR HANDS AND BODY

FOR DRY SKIN



Daily Casual True Romance Sweet Poison Feel Freedom First Lady

- **PLEASANT VEIL-LIKE TEXTURE.** This fast-absorbing cream has a pleasant veil-like texture, deeply nourishes your skin and leaves it feeling moisturized for 24 hours.
- **COMPACT FORMAT.** Convenient to carry around inside the cosmetics bag and take along on the trip.
- **CAPRYLIC (COCONUT OIL FRACTION)** makes the skin ultra smooth at touch.
- **SHEA BUTTER** improves circulation, protects against environmental effect.
- **HONEY EXTRACT** improves the skin capacity to retain moisture, while improving its elasticity and firmness.
- **ALOE BARBADENSIS LEAF EXTRACT** deeply moisturizes and nourishes, improves metabolic processes.
- **ALMOND OIL** reduces the ultraviolet ray effect, favors a quick skin renewal.
- **ROSEMARY EXTRACT** stimulates the skin regeneration, making it smooth and velvety to touch.

ULTRA MOISTURIZING PERFUMED LOTION FOR HANDS AND BODY

FOR NORMAL SKIN, TENDING TOWARDS DRYNESS



- **TENDER WEIGHTLESS IMMEDIATE-ACTION TEXTURE.** This lotion absorbs quickly, deeply nourishes the skin and leaves it moisturized and light.
- **COMES IN A HANDY BOTTLE WITH A DISPENSER.** Providing for economical consumption and maximum comfort during the work.
- **SALON SIZE.** Perfect to use in beauty salons.
- **MACADAMIA OIL DEEPLY** moisturizes and nourishes the skin; it's quickly absorbed.
- **ALMOND OIL** reduces the ultraviolet ray effect, favors a quick skin renewal.
- **ALOE BARBADENSIS LEAF EXTRACT** stimulates the skin regeneration, makes it smooth and velvety to touch.

HOW TO CHOOSE YOUR OWN?

AROMA



SKIN TYPE

	NORMAL	DRY	VERY DRY
WINTER			
SPRING			
SUMMER			

CUTICLE OILS FOR NAIL CUTICLES CARE



QUICKLY
AND GENTLY
SOFTEN THE
NAIL CUTICLES



RESTORE
THE BALANCE



QUICKLY
ABSORBED



SLOW THE NAIL
CUTICLES GROWTH



STRENGTHEN
AND REVITALIZE
THE NAILS



AQUA DREAM

Cuticle oil

6, 9, 15 ml

*a sweet fragrance loaded with notes
of exotic islands*



GLAMOUR LOOK

Cuticle oil

6, 9, 15 ml

exquisite floral fragrance



BARBIE GIRL

Cuticle oil

6, 9, 15 100 ml

Barbie Girl fragrance



PROTECT OIL

Antiseptic cuticle oil

6, 9, 15, 30, 100 ml

*fortified with tea tree oil,
recommended for pedicure*



TROPICAL
FRAGRANCE



FLORAL
FRAGRANCE



TROPICAL
FRAGRANCE



TEA TREE

ALL CUTICLE OILS HAVE EXQUISITE
AND UNIQUE FRAGRANCES

ANTIFUNGAL 2 IN 1



ANTIFUNGAL

9 ml



Fungus prevention. Thanks to the special ingredients, Antifungal is recommended for preventing fungal diseases in case of onycholysis.



Strong healthy nails. Stimulates the growth of the weakened damaged nails, prevents delamination, restores and strengthens the nails.



Minimal consumption. The liquid consistency ensures an economical consumption.

ACTIVE INGREDIENTS:

- ✓ **Tolnaftate** is an effective antiseptic for prevention and treatment of fungal infections.
- ✓ **Ethyl acetate** favors rapid absorption, generates the protection film on the nail plate.

MINERAL COMPLEX:

- ✓ **Keratin** recovers the structure of the nail plate and stimulates its growth.
- ✓ **Calcium** strengthens the nail plate.
- ✓ **Silicon** improves the plasticity of the nail plate.
- ✓ **Phosphorus and sodium** preserve the structure of the nail plate.
- ✓ **Pro-vitamin B5 (panthenol)** keeps the water balance in the nails.
- ✓ **Vitamins C and E** resist to delamination of the nails.

How to use?

In case of a small onycholysis antifungal should be dropped in the subungual pockets. Twice per day until fully regrown.

To recover the weekend and damaged nails, saturate the prepared nails, wait until dry and then apply a nail-polish coating.

In case of onychorrhexis antifungal should be dropped in the morning and evening on the damaged part of the nail until fully recovered.

NAIL POLYMER BOOSTER

A POLYMER FILLER FOR NAILS WITH AVOCADO AND JOJOBA OILS



NAIL POLYMER BOOSTER

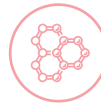
9 ml



PENETRATES THE DEEP LAYERS of the nail plate and facilitates moisturizing, nourishing and thickening of the nail plate.



CROSSLINKS FORMING A CAGE and securely locks the moisture inside the nail, creating a protection film.



FAVORS THE DEEP REGENERATION, growth and strengthening of the nail plate

ACTIVE NATURAL INGREDIENTS:

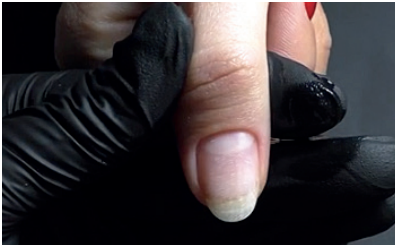


- ☑ **Avocado oil** contributes to the growth and strengthening of the nail plate, nourishes the nail plate with vitamins and favors the regeneration of the nail plate.



- ☑ **Jojoba oil** contains amino acids, fatty acids, collagen, antioxidants and vitamin E that contribute to the growth and strengthening of the nail plate, protect the nail from ultraviolet irradiation. Give the nails a healthy natural shine.

HOW TO USE?



1. Prepare the nail plate.



2. Apply Nail Polymer Booster, warm up under the incandescent lamp or using a hair dryer for 2-3 minutes to allow the ingredients to penetrate the deep layers of the nail.



3. After warming up, sponge up the excesses using a dry tissue and polymerize in a lamp for 2 minutes.



4. Degrease with Eurocleanser, apply Nail Prep Aid in the area of the nail cuticles.



5. Apply Ultrabond on the nail end.



6. As an option you can apply the therapeutic nail polish Natural Force as a base layer under the color nail polish. Or, you can use it to apply a lacquer square under the gel polish base if planning to coat the nails or perform nail strengthening using a gel polish.



7. Apply the base, color and finish coatings.

NATURAL FORCE - A THERAPEUTIC NAIL POLISH

NAIL STRENGTHENING AND FULL RECOVERY OF DAMAGED NAILS IN 2 MONTHS



RESCUE for weakened, damaged, brittle and "tired" nails.



RECOVERS, MOISTURIZES AND NOURISHES the nail plate.



PROTECTS THE NAILS AGAINST DELAMINATING and cracking.

ACTIVE NATURAL INGREDIENTS:

- ✓ **Natural Plasticizer** improves the flexibility of the nails and forms a protective water-repellent layer.
- ✓ **Pistacia Resin Oil** promotes the deep regeneration of the nail plate and gives it a natural shine.
- ✓ **Rose Stem Cells** slow down the aging process.
- ✓ **Powerful complex of amino acids** produces an antioxidant effect, moisturizes and nourishes the nails, increases their thickness.

How to use?

For preventative care:

1. As a base layer applied under the color coating.
2. As a self-sufficient coating: apply in 2 layers (no top gel is required).

For recovery (therapy) of the weakened and damaged nails:

- 1st -2nd week - coat the nails every day, apply a new layer on top of the previous layer. At the end of each week remove the coating using a nail polish remover.
- 3rd-4th week - coat the nails every other day. At the end of each week remove the coating using a nail polish remover.
- 5th-6th week - coat the nails every 2 days. At the end of each week remove the coating using a nail polish remover.
- 7th-8th week - coat the nails every 3 days. At the end of each week remove the coating using a nail polish remover.



NAIL STRENGTHENER NATURAL FORCE - THE POWER OF NATURE

9 ml

FOOT SKIN CARE

PROFESSIONAL SKIN CARE AND RECOVERY SYSTEM



QUICK ACTION



SOFTEN THE ROUGH SKIN



PEEL OFF ACTIVELY



REMOVE CALLUS
AND PLANTAR CALLOSITY



PROVIDE EXTRA-
MOISTURIZING



Indications for use:

- Effect of "glass-like heels"
- Hyperkeratosis

Contraindications:

- Thin dry skin
- Sensitive skin
- Damage of skin covering
- Psoriasis
- Allergy
- Diabetes
- Childhood (under the age of 14 years old)

! Please note that alkali is an extremely active softener and must be rinsed off thoroughly



Indications for use:

- Thin dry skin
- Cracked skin
- Can be used for diabetic foot (without damages of skin covering)

Contraindications:

- Sensitive skin
- Allergy (careful in case of allergy on citric fruits)
- Wound surfaces
- Childhood (under the age of 14 years old)



Indications for use:

- Dry skin
- Hyperkeratosis
- Cracks
- Can be used for diabetic foot, thrombophlebitis, psoriasis

Contraindications:

- Wound surfaces
- Idiosyncrasy

**ALKALI-BASED
KERATOLYTIC**

**ALKALI-BASED KERATOLYTIC
FORTIFIED WITH:
citric, tartaric and lactic acids**

**CARBAMIDE-BASED
KERATOLYTIC
30-35%**

HOW TO USE?



1. Apply keratolytic on the problem areas of the skin and cover with the film. Carbamide-based keratolytic and alkali-based keratolytic are applied for 5-10 minutes, alkali-based keratolytic fortified with acids - for 7 minutes.



2. Remove applications and treat the softened skin using a pedicure file or a rotary file.



3. Wash with lukewarm water or wipe with wet wipes. Apply a moisturizing cream.



#EMiCareSystem